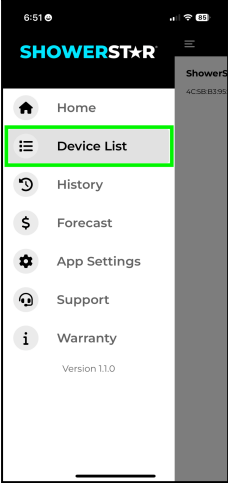

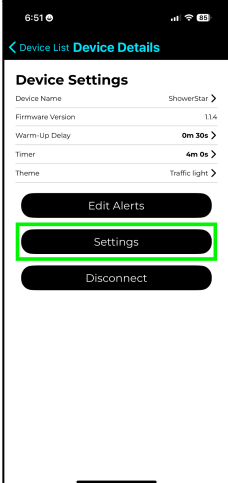
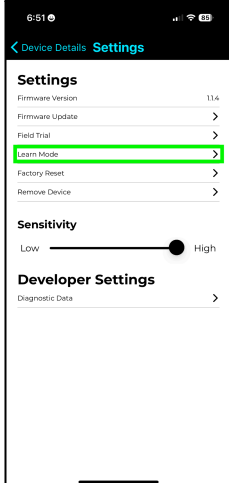
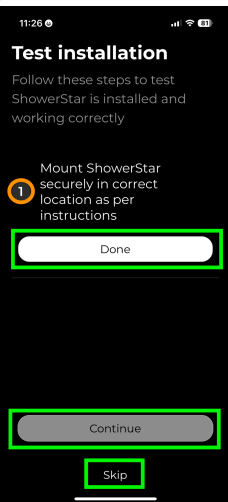
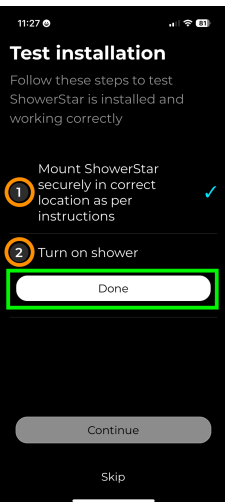
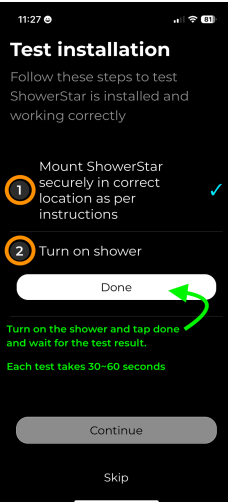
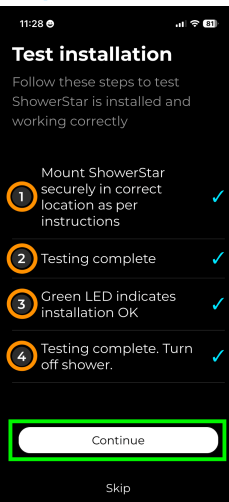


Tap on Learn Mode to enable your ShowerStar to calibrate its sensor for accurate detection of the start of your showers.

<p>Step 1: Tap Device List</p> 	<p>Step 2: Tap View/Connect</p> 	<p>Step 3: Tap Settings</p> 	<p>Step 4: Tap Learn Mode</p> 
<p>Step 5a: Test Installation</p> 	<p>Step 5b: Turn on Shower</p> 	<p>Step 5c: Wait for Test Result</p> 	<p>Step 5d: Test Pass</p> 
<p>Step 5d: Test Fail</p> <div data-bbox="113 1592 432 1688"> <p>Testing failed. Review instructions, relocate ShowerStar securely and try again.</p> </div> <p>Confirm the "Installation" and Repeat the Test</p>	<p>References:</p> <p>Quick Start Guide: https://touchgrid.com/hubfs/Quick%20Start%20Guide%20R14.pdf?hslang=en</p> <p>Guide to Installation Video: https://vimeo.com/1017040300?fl=pl&fe=sh</p> <p>Rigid Pipe Installation Video: https://vimeo.com/1085910228?fl=pl&fe=sh</p> <p>Showerhead Installation Video: https://vimeo.com/1085657988?fl=pl&fe=sh</p> <p>Flexible Pipe Installation Video: https://vimeo.com/1085674927?fl=pl&fe=sh</p>		